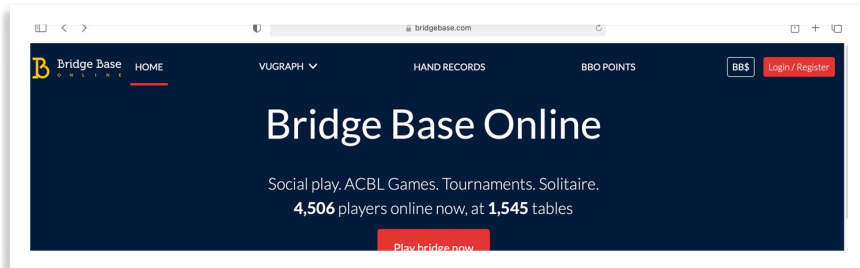


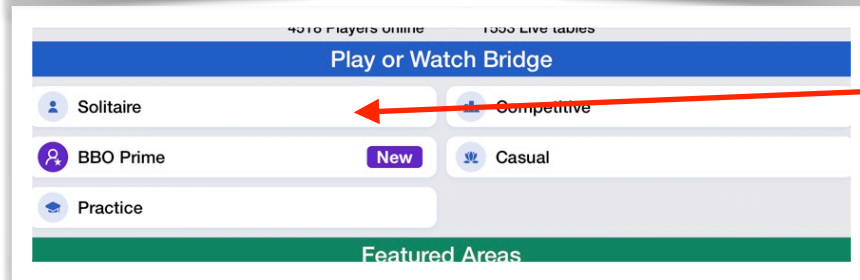
Practice your Declarer Play

Steps to Using **BRIDGE MASTER** on Bridge Base Online

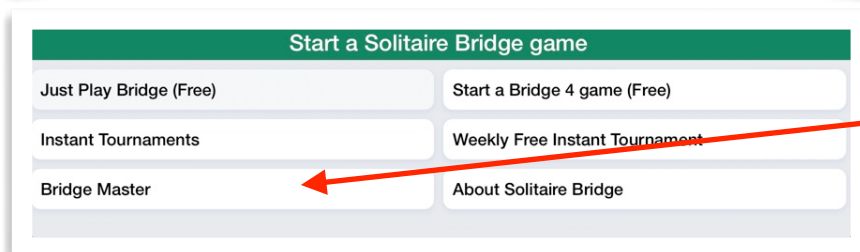


Register/log on to
Bridge Base Online

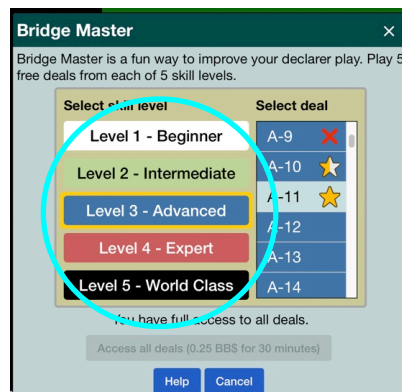
<https://www.bridgebase.com>



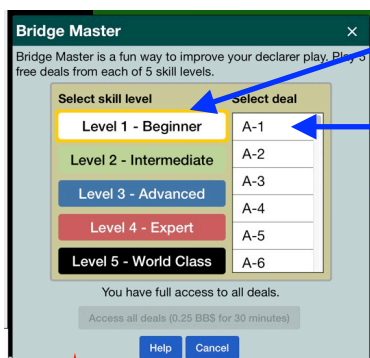
Choose - Solitaire



Choose - Bridge Master
(lots of other goodies also - for later!)



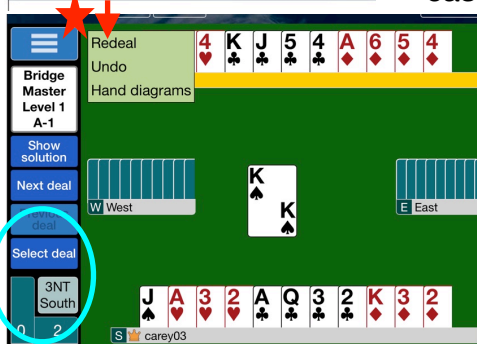
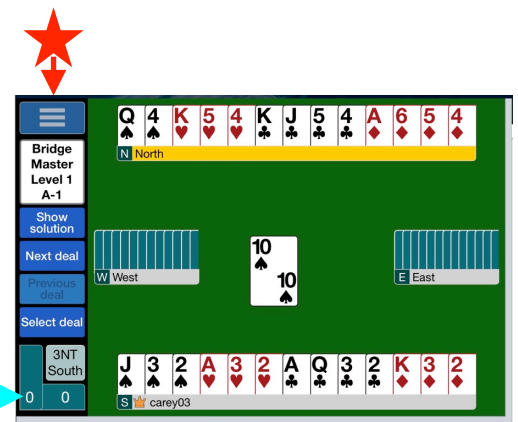
Choose at which level you would like to practice declarer play.




Let's say you elected to practice at Level 1- Beginner

You are presented with a number of deals - go ahead and select one.

A hand (A1) is dealt and you go ahead and try to make the contract - which in this case is **3 NT by South**



If you make the contract - **woohoo - be proud!**

If you want to try it again - press the box marked  and there are **options** to **redeal** or to **undo a move**.

You can **also** - select **Show Solution/Next Deal/ Previous Deal or Select Deal** (from a different level)